

# Annual Report (2022-23)

## Finance Club (Finatrix)



### FINANCE CLUB OF DEPARTMENT OF MANAGEMENT STUDIES

#### PANIPAT INSTITUTE OF ENGINEERING AND TECHNOLOGY

Approved by AICTE & Affiliated to Kurukshetra University, Kurukshetra  
70<sup>th</sup> Milestone, G.T. Road, Samalkha, Panipat-132103, Haryana

#### Domain- Finance

Finatrix is the Finance Club of DMS which drives the initiatives in finance domain through various incorporated activities. Ms. Lavisha as President and Mr. Shivam as Vice-President of the Club have been selected from MBA 1<sup>st</sup> year through voting process. Finatrix aims at skilling the students with desired financial acumen and make them industry ready and serve as a bridge between the industry and the student community. The club's activities explore the various verticals within Finance including stock markets, investments, equity research, banking, financial policies etc. through workshops, competitions, speaker sessions and discussion sessions on current financial events.

Following activities are regularly organized:

- Stock Warrior
- Budget Pe Charcha
- Finance Quizzes
- Panel Discussion Sessions
- Sectorial Financial Analysis

# Index

<b>Sr. No.</b>	<b>Description</b>	<b>Page. No.</b>
1	Presentations on Company Profiling	4
2	Discussion on Stock Market	6
3	Online expert lecture on “Career in Banking & Financial Services& Insurance (BFSI) Sector”	8
4	Familiar with NSE	11
5	Finance Quiz	12
6	Stock Warrior	14
7	Filmonics	17
8	Chartbusters	19

# Lecture Plan

Sr. No.	Activity Name	Proposed	Conducted
1	Presentations on Company Profiling	27/09/2022	27/09/2022
2	Discussion on Stock Market	11/10/2022	11/10/2022
3	Online expert lecture on “Career in Banking & Financial Services& Insurance (BFSI) Sector”	11/10/2022	12/10/2022
4	Familiar with NSE	01/11/2022	01/11/2022
5	Finance Quiz	29/11/2022	29/11/2022
6	Stock Warrior	29/11/2022	30/11/2022
7	Filmonics	12/01/2023	12/01/2023
8	Chartbusters	22/03/2023	22/03/2023

# Activities of Finance Club

## Company Profiling

Company profiling is essentially a process responsible for delivering an in-depth blueprint of the organizational structure. It helps in the identification of any common or casual factor that occur between a corporate, business as well as information technology. A significant advantage of this process is that it explains the hidden and the not so obvious factors which might otherwise get overlooked. Students of finance club are allotted different companies for their profiling to make a better understanding of the company and then students gave presentations on their assignments.

## Glimpses of the Presentations



ReadyMe

24:58

Unmute (Ctrl+Shift+M)

Participants

Invite someone or dial a number

Share invite

In this meeting (9)

Mute all

himanshujain.mba Organizer

subhajit bhowmick (200231) Guest

200145

200159

200162

200166

200214


200234

Devang (Guest) Guest

Others invited (1)

hod.mba No response

## Key Financials



Particulars	Quarter 1 (FY 2022) (Amount in cr.)	Quarter 4 (FY 2021) Amount in cr.
Revenue	158,862	172,095
EBITDA	27,550	26,602
Depreciation	-6,883	-6,973
<b>EBIT</b>	<b>20,667</b>	<b>19,629</b>
Finance Cost	-3,397	-4,044
<b>EBT</b>	<b>17,270</b>	<b>15,585</b>
Tax	-3,464	-1,387
<b>EAT</b>	<b>13,806</b>	<b>14,198</b>

Devang (Guest)

PIET Working Material | Currently Working | Dept Sept 2019 onwards | Current Official Work | ENG 15:26

READYMe - Finance

Request control

You're recording You are recording this meeting. Be sure to let everyone know that they are being recorded. Privacy policy

Dismiss

Participants

Invite someone or dial a number

Share invite

In this meeting (9)

Mute all

himanshujain.mba Organizer

200131

200145

200158

200162

200166

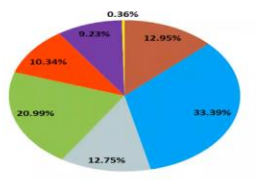
200214

200258

200271

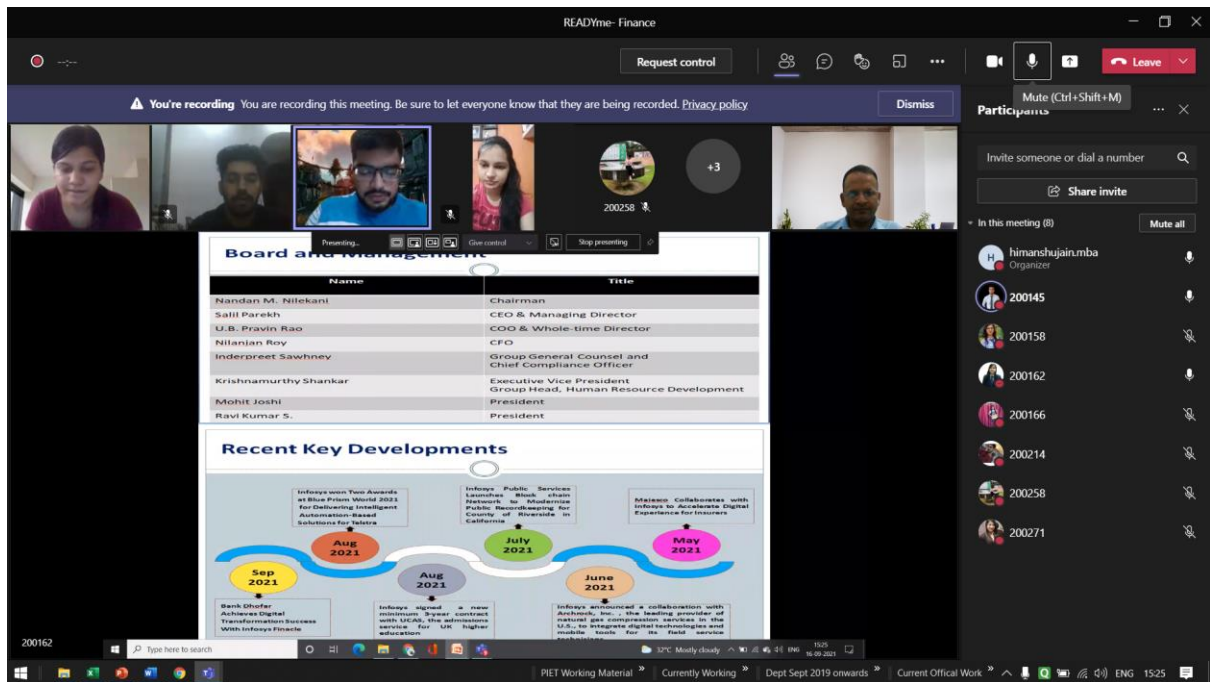
## Shareholders

No.	Top 10 Shareholders	No. of Shares	%
1	Life Insurance Corp of India	244,378,253	5.73
2	SBI Funds Management Pvt Ltd.	119,752,983	2.81
3	The Vanguard Group, Inc.	107,371,479	2.52
4	S. Gopalakrishnan	95,357,000	2.24
5	BlackRock Fund Advisors	86,886,731	2.04
6	ICICI Prudential Asset Management Co. Ltd.	63,468,638	1.49
7	GIC Pte Ltd. (Investment Management)	62,718,130	1.47
8	Rohan Murthy	60,812,892	1.43
9	UTI Asset Management Co. Ltd. (Investment Management)	52,104,365	1.22
10	National Pension System Trust	51,101,983	1.20
	<b>Total Top 10 Shareholders</b>	<b>94,39,52,454</b>	<b>22.15</b>



200162

PIET Working Material | Currently Working | Dept Sept 2019 onwards | Current Official Work | ENG 15:17



## Discussion on Stock Market



**PANIPAT INSTITUTE OF ENGINEERING & TECHNOLOGY**  
(Approved by AICTE, New Delhi & Affiliated to Kurukshetra University, Kurukshetra)



# FINATRIX: THE FINANCE CLUB

11<sup>th</sup> October

11:50 AM to 12:45 PM

**FACULTY COORDINATOR:**

**Mr. AMIT SINGLA**  
**Ms. RIDHI KOCHAR**

**DISCUSSION  
ON  
STOCK  
MARKET**

**VENUE:**

**Room No. 104 ( DMS )**

**STUDENTS COORDINATOR:**

**Tushar Singla**  
**Manav**

Stock Market Terminologies were the topic of discussion at the event that was organized on October 11th, 2022 by Finatrix, The Finance Club, DMS, and PIET. All of the students availed the opportunity and participated in this activity for conducting stock analysis of various companies to get themselves acquainted about what factors driving the investors in taking buying/selling decisions related to those stocks.

### **Rules**

1. Students are required to take appropriate notes on a specific stock, which should include the stock's history, its current performance, and any relevant news (related to micro and macro factors affecting the stock).
2. There should be a minimum of two students for a particular stock. The team had to present the performance of the stock and company in a given time frame.

### **Key takeaways from the session**

1. What is involved in conducting a stock analysis?
2. What criteria are used to evaluate a stock and make any comments or recommendations?
3. A discussion on how to analyze a stock using ratios.
4. How can one comprehend the current state of the market?
5. Knowledge concerning the many stocks that are traded on the market.
6. An understanding of a variety of new terms related to stocks.

### **Winners of the event**

It was determined that Deepak and Piyush Jhamb partnership was victorious in the competition.

Dr. Akhilesh Mishra, Head of the Department of Management Studies at PIET, presented awards to the competition's winners and enlightened the students with words that were both encouraging and inspiring.

## **Online Expert Lecture on “Career in Banking & Financial Services & Insurance (BFSI) Sector”**

**Schedule:**

12<sup>th</sup> October 2022

**Conducted by:**

Mr. Kaushik Saha (Alumnus IIM-C, IIT-K), Fintech and Payments Guy, Core team member at Gramfinn.com

**Venue:** Online

**Platform:** Microsoft Teams

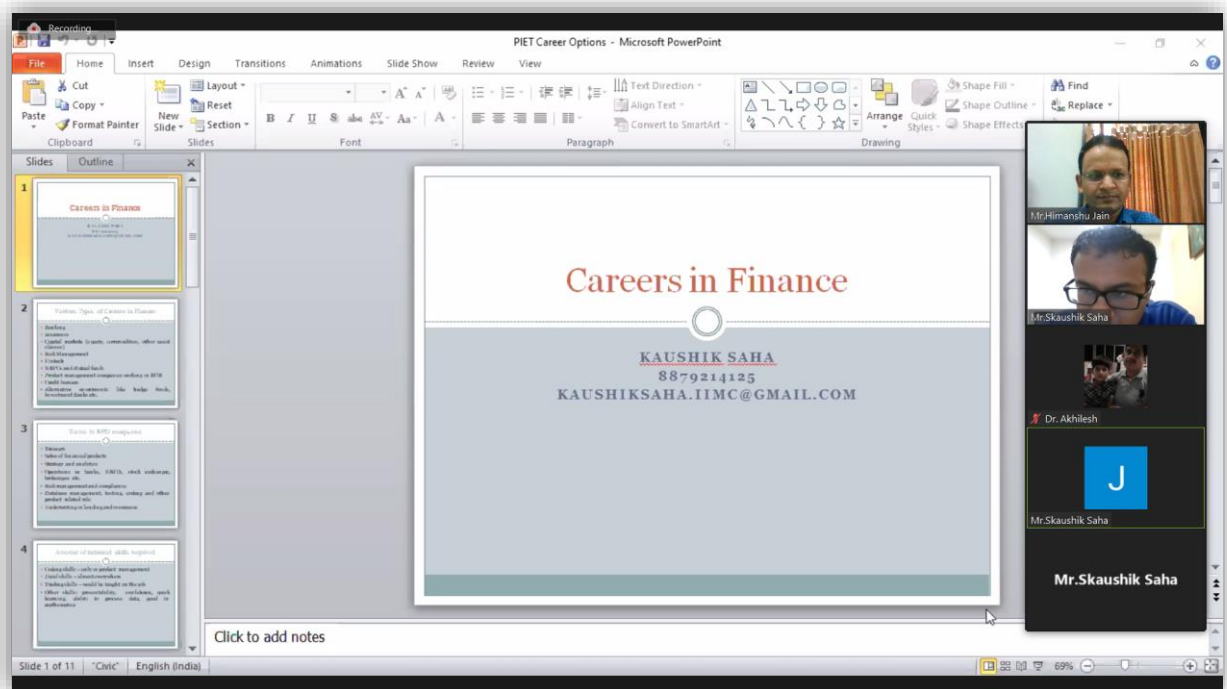
**Report:**

An Online Expert Lecture on “Career in Banking & Financial Services & Insurance (BFSI) Sector” was organized by the Department of Management Studies (DMS) on 12<sup>th</sup> October, 2022. 48 students participated in the lecture. The lecture was delivered by Mr. Kaushik Saha (Alumnus IIM-C, IIT-K), Core team member at Gramfinn.com. The aim of the lecture was to sensitize the students about the career opportunities available in the Banking & Financial Services & Insurance (BFSI) Sector. The focus of the lecture was to make the students aware of the job opportunities available in one of the fastest-growing sectors, Banking & Financial Services & Insurance (BFSI). Mr. Saha explained the basics of BFSI sectors. During his lecture, Mr. Saha talked about different types of Banks, NBFCs, Insurance Companies, Mutual Funds, Hedge Funds, Stock



Exchanges, FinTech firms and Investment Banks. Mr. Saha also stressed the skill set expected by these firms. Students were highly involved in the decision and Mr. Saha resolved their questions/doubts so well. The session sensitized the students about the job opportunities and skills requirements.

## Glimpses of the event



*Mr Kaushik Saha delivering the lecture*

Zoom Webinar

You are viewing Mr.Skaushik Saha's screen

Mr.Skaushik Saha Mr.Skaushik Saha

PIET Career Options - Microsoft PowerPoint

### Various Types of Careers in Finance

- Banking
- Insurance
- Capital markets (equity, commodities, other asset classes)
- Risk Management
- Fintech
- NBFCs and Mutual funds
- Product management companies working in BFSI
- Credit bureaus
- Alternative investments like hedge funds, Investment Banks etc.

Participants (52)

Panelists (25) Attendees (27)

Monika Jain  
nikhil garg  
Priyanka Yadav  
Radhika chandana  
Rishab  
SANYAM JAIN  
Sharina Dhamija  
Shweta Sharma  
simran kaur  
Simran Wadhwa  
SONU KUMARI  
sonu sharma  
Surbhi  
user  
Vaishali Ahuja(Ganaur)  
veer

*Mr Kaushik Saha delivering the lecture*

Zoom Webinar

You are viewing Mr.Skaushik Saha's screen

Mr.Skaushik Saha

PIET Career Options - Microsoft PowerPoint

### Amount of technical skills required

- Coding skills – only in product management
- Excel skills – almost everywhere
- Trading skills – would be taught on the job
- Other skills: presentability, confidence, quick learning, ability to process data, good in mathematics

Mr.Skaushik Saha

*Mr Kaushik Saha delivering the lecture*

## Familiar with NSE



**PANIPAT INSTITUTE OF  
ENGINEERING & TECHNOLOGY**  
(Approved by AICTE, New Delhi & Affiliated to Kurukshetra University, Kurukshetra)



# ***FINATRIX: THE FINANCE CLUB***

**01<sup>st</sup> November**

**11:50 AM to 12:45 PM**

**Room No. 104 ( DMS )**

**FACULTY COORDINATOR:**

**Mr. AMIT SINGLA**

**Ms. RIDHI KOCHAR**

**FAMILIAR  
WITH**



**NSE**

**STUDENTS COORDINATOR:**

**SHIVAM SONI**

**SRISHTI**

On 1<sup>st</sup> November 2022, Finatrix, The Finance Club, DMS, PIET, organized a general discussion session to get acquainted and familiarize about the NSE website i.e. [www.nseindia.com](http://www.nseindia.com). The students were asked in advance to browse the website and note down the various queries related to the terminologies and accessing the live streaming of the trading in various segments of the market, indices and stock price movements and analysis.

### **Key takeaways from the session**

1. How to do a stock analysis?
2. Learn to know about accessing the live streaming of the trading sessions.
3. Discussion on various analysis and analytical tools of a stock.
4. How to understand a market situation?

5. Awareness related to various stocks in the market.
6. Knowledge of various new stock-related terms.

Shiv Gehlawat and Kajal Singla were appreciated for the informative interactions during the session.

In the last, Dr. Akhilesh Mishra, HOD, DMS, PIET, appreciated the event and enlightened the students with their inspiring and encouraging words.

## Finance Quiz



The poster is for a Finance Quiz event. It features a light blue background with a subtle grid pattern. At the top left is the logo for Panipat Institute of Engineering & Technology (PIET), which includes a green and white shield with a 'V' and 'P' and the text 'PANIPAT INSTITUTE OF ENGINEERING & TECHNOLOGY'. At the top right is the logo for the Department of Management Studies (DMS), featuring a stylized figure and the text 'DMS Department of Management Studies' and the motto 'विद्या ददाति विनयं'. The central text reads 'FINATRIX: THE FINANCE CLUB' in large, bold, blue letters. Below this, the date '29<sup>TH</sup> November' and time '11:50 AM to 12:45 PM' are listed in orange, followed by the location 'Room No. 104 ( DMS )' in orange. At the bottom, the event title 'FINANCE QUIZ' is written in large, bold, blue letters. On the left and right sides of the central text are two 3D pie charts with segments in purple, yellow, red, and blue. The bottom left corner lists the Faculty Coordinator as 'Mr. AMIT SINGLA' and 'Ms. RIDHI KOCHAR'. The bottom right corner lists the Students Coordinator as 'TUSHAR SINGLA' and 'MANAV'.

**PANIPAT INSTITUTE OF ENGINEERING & TECHNOLOGY**  
(Approved by AICTE, New Delhi & Affiliated to Kurukshetra University, Kurukshetra)

**DMS**  
Department of Management Studies  
विद्या ददाति विनयं

**FINATRIX:  
THE FINANCE CLUB**

**29<sup>TH</sup> November**  
**11:50 AM to 12:45 PM**  
**Room No. 104 ( DMS )**

**FACULTY COORDINATOR:**  
**Mr. AMIT SINGLA**  
**Ms. RIDHI KOCHAR**

**FINANCE  
QUIZ**

**STUDENTS COORDINATOR:**  
**TUSHAR SINGLA**  
**MANAV**

On the 29th of November, 2022, The Finance Club (Finatrix) of the Department of Management Studies organized the Finance Quiz. The quiz started at 11:50 AM and continued until 12:45 PM in Room No. D-104 in the department. It was intended for the students of Finance Club. The quiz increases the students' knowledge. The quiz was attended by all students of the club and respective faculty members of the department. There were 4 finalist teams which were chosen after a detailed deliberation amongst the audience. The questions that were asked in the finance quiz were based on broad financial concepts as well as recent events that have occurred in the financial sector. It met with a great deal of applause and appreciation by everyone.

### **Rules**

- The team that will respond first will be the ones to whom questions are directed.
- Each team will have thirty seconds to respond to each question that is asked.
- Each team will receive 10 points for every answer that is correct.
- The winning squad will be determined by how many points they have accumulated.

### **Key takeaways from the session**

- Familiarity with various terms pertaining to stocks/financial market.
- Familiarity with a variety of banking-related terms.
- Increased awareness about the current state of the financial market.
- These kinds of activities help us feel more positive about ourselves and our abilities.
- These kinds of pursuits provide inspiration.
- Knowledge combined with enjoyment.

### **Winners of the Event**

- First Position – Ms. Mansi Gupta and Ms. Srishti
- Second Position – Mr. Mayank Dembla and Mr. Akhil Tyagi

At the end of the quiz, the Head of the Department, Dr. Akhilesh Mishra, congratulated the winners. He also congratulated the coordinators of the event as well as those who had participated in it and encouraged the students to continue taking part in competitions of this nature.

## **Stock Warrior**

Schedule: 30/11/2022

Venue: Room no. 102, Ground floor, DMS

On 29 November 2022, Fiantrix, the Finance Club, DMS, PIET, organized a contest on Stock Warrior. In this, all the participating teams, had to a stock analysis of different companies and comment on buying decisions related to that stock.

### **Rules**

1. Participants need to make a presentation on a particular stock including history, current performance and news (related to micro and macro factors affecting the stock).
2. Each team should consist two members.

### **Key takeaways from the session**

7. How to do a stock analysis?
8. On what basis a comments or recommendations are done on a stock.
9. Discussion on ratio analysis of a stock.
10. How to understand a market situation?
11. Awareness related to various stocks in the market.
12. Knowledge of various new stock related terms,


### **Winners of the event**

Team of Chhavi Anand and Riya Garg was declared as the winners of the event.

In the last, Mr. Parikshit Vaid, Faculty, DMS, PIET, awarded the winners of the event and enlightened the students with their inspiring and encouraging words.

### **Glimpses of the Event**







## **Filmonics**

In this activity, students learned the basics of stock market through movies. Two movies were shown to students namely Wall Street and Barbarians at the Gate. After watching the movies, students shared their learnings and it was found very useful for students.

### **Glimpses of the Activity**







## **Chartbusters**

In this activity, Student of MBA 2<sup>nd</sup> Year Mr. Rohit taught the students about Japanese candlestick. He included basics of candlesticks In his lecture and how to use them in trading. Candlesticks can be used to examine price action over any timeframe, from one second up to an entire year.

A Japanese candlestick is a type of price chart that shows the opening, closing, high and low-price points for each given period. Today, Japanese candlestick charts are the most popular way to quickly analyse price action, particularly with technical traders. They offer much more information visually than traditional line charts, showing a market's highest point, lowest point, opening price and closing price at a glance. As well as using them to track previous price movements, technical traders look for Japanese candlestick patterns for clues on where a

market's headed next. They do this by looking for recognisable shapes that often lead to continuations or reversals.

### Glimpses of the Lecture

